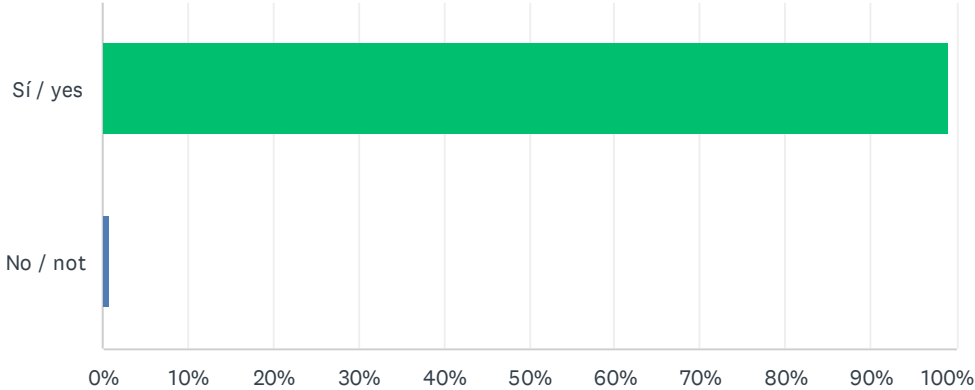


Q1 Escribe el mes y año de tu graduación. Write month and Year of your graduation date.

Answered: 104 Skipped: 1

Q2 Estás involucrado actualmente en algún tipo de ministerio?Are you currently involved in some tape of Ministry?

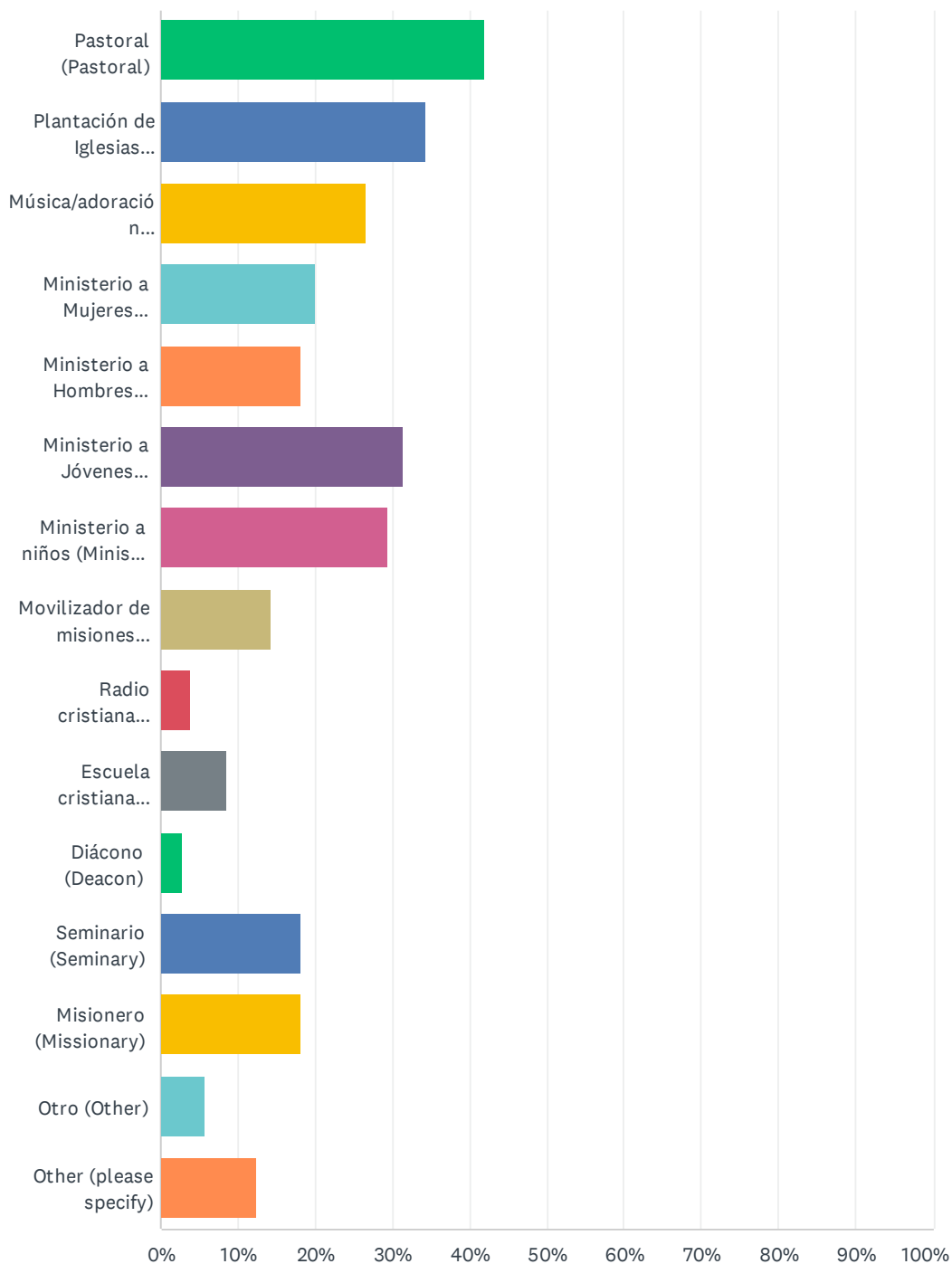
Answered: 105 Skipped: 0



ANSWER CHOICES	RESPONSES	
Sí / yes	99.05%	104
No / not	0.95%	1
TOTAL		105

Q3 Si tu respuesta fue "sí", en cuál(es) tipo(s) de ministerio estás involucrado? (Marca TODAS las opciones que apliquen) If your answer is yes, what type of Ministry are you involved in? (check all that apply)

Answered: 105 Skipped: 0

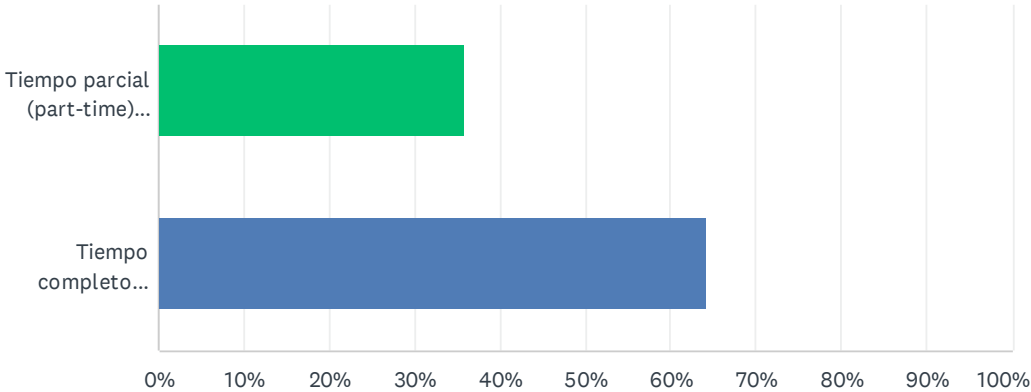


Encuesta de ex alumnos 2016-2022 /Survey for alumni 2016-2022

ANSWER CHOICES	RESPONSES	
Pastoral (Pastoral)	41.90%	44
Plantación de Iglesias (Church planting)	34.29%	36
Música/adoración (Music/Worship)	26.67%	28
Ministerio a Mujeres (Ministry to women)	20.00%	21
Ministerio a Hombres (Ministry to Men)	18.10%	19
Ministerio a Jóvenes (Ministry to Youth)	31.43%	33
Ministerio a niños (Ministry to children)	29.52%	31
Movilizador de misiones (Missions mobilization)	14.29%	15
Radio cristiana (Christian Radio)	3.81%	4
Escuela cristiana (Christian School)	8.57%	9
Díacono (Deacon)	2.86%	3
Seminario (Seminary)	18.10%	19
Misionero (Missionary)	18.10%	19
Otro (Other)	5.71%	6
Other (please specify)	12.38%	13
Total Respondents: 105		

Q4 Tu ministerio es a tiempo parcial o a tiempo completo?Is your Ministry part-time or full-time?

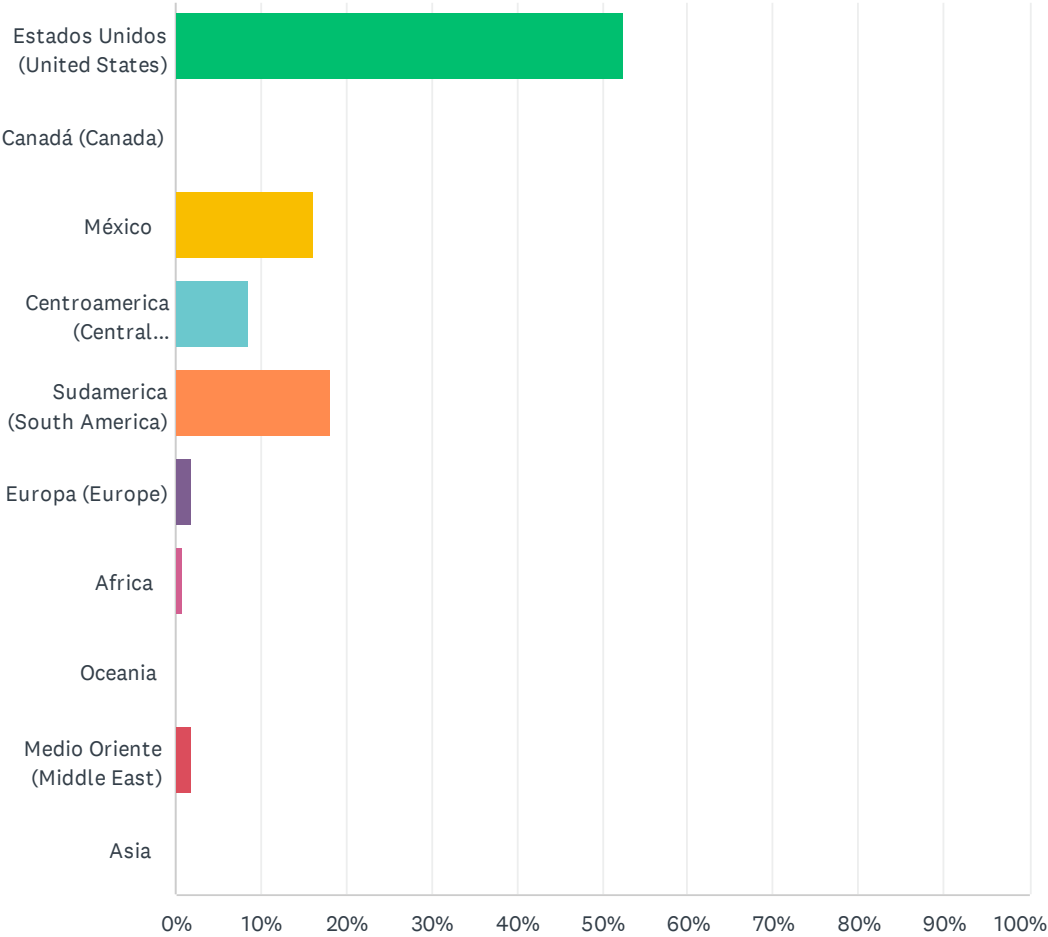
Answered: 103 Skipped: 2



ANSWER CHOICES	RESPONSES	
Tiempo parcial (part-time) Menos de 40 horas semanales (Less than 40 Hours a week)	35.92%	37
Tiempo completo (full-time) 40 o + horas semanales (40+ Hours a week)	64.08%	66
TOTAL		103

Q5 En qué parte/región del mundo estás ubicado?/In what región of the world are you located?

Answered: 105 Skipped: 0

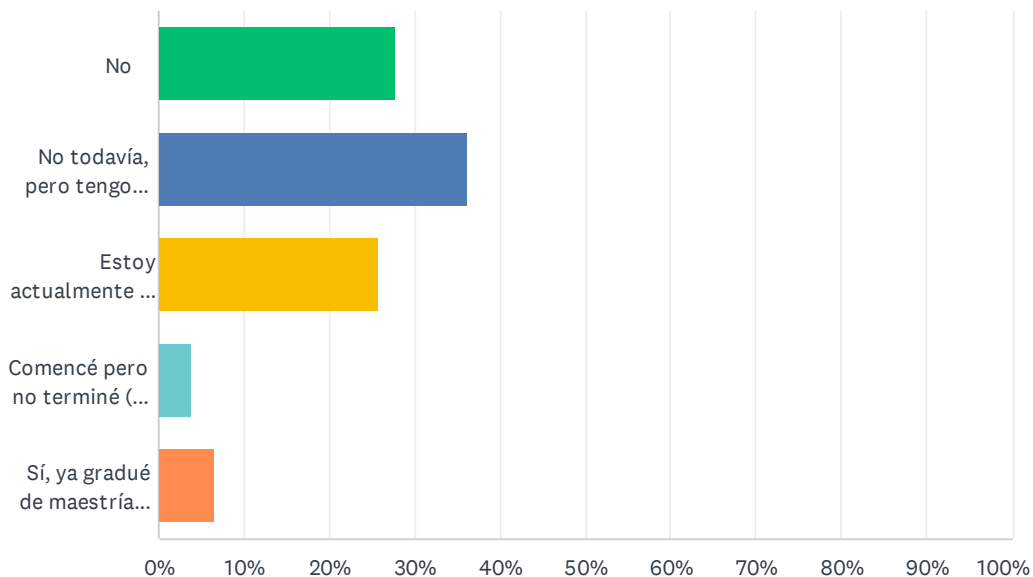


Encuesta de ex alumnos 2016-2022 /Survey for alumni 2016-2022

ANSWER CHOICES	RESPONSES	
Estados Unidos (United States)	52.38%	55
Canadá (Canada)	0.00%	0
México	16.19%	17
Centroamerica (Central America)	8.57%	9
Sudamerica (South America)	18.10%	19
Europa (Europe)	1.90%	2
Africa	0.95%	1
Oceania	0.00%	0
Medio Oriente (Middle East)	1.90%	2
Asia	0.00%	0
TOTAL		105

Q6 Continuaste estudios de maestría después de graduar? Have you studied for your masters degree after graduating?

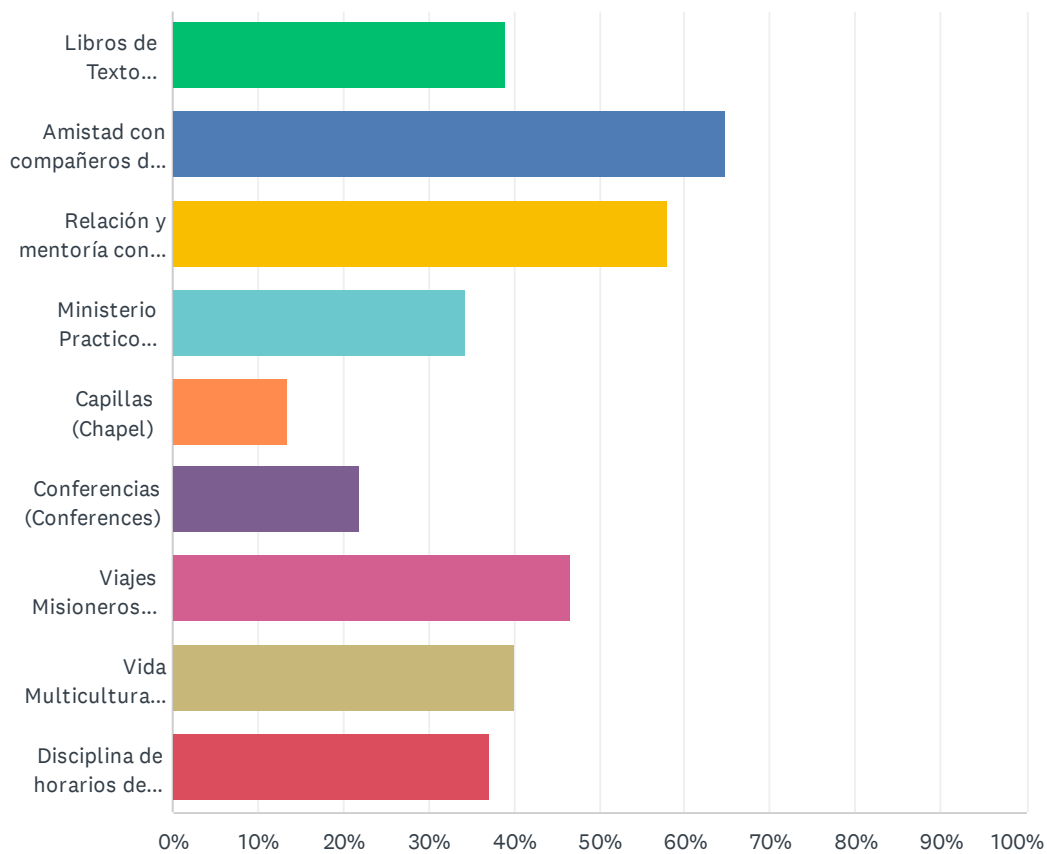
Answered: 105 Skipped: 0



ANSWER CHOICES	RESPONSES	
No	27.62%	29
No todavía, pero tengo interés fuerte (No yet, but I am strongly interested)	36.19%	38
Estoy actualmente en una maestría (I am currently studying)	25.71%	27
Comencé pero no terminé (I started, but could not finish)	3.81%	4
Sí, ya gradué de maestría (Yes, I graduated)	6.67%	7
TOTAL		105

Q7 Cuál de estos factores son los que más valoras en tu tiempo de preparación en Rio Grande? (Marca 3 de la lista) Which of these factors were the most valuable in your time of preparation at Rio Grande? (Check 3 of this List)

Answered: 105 Skipped: 0

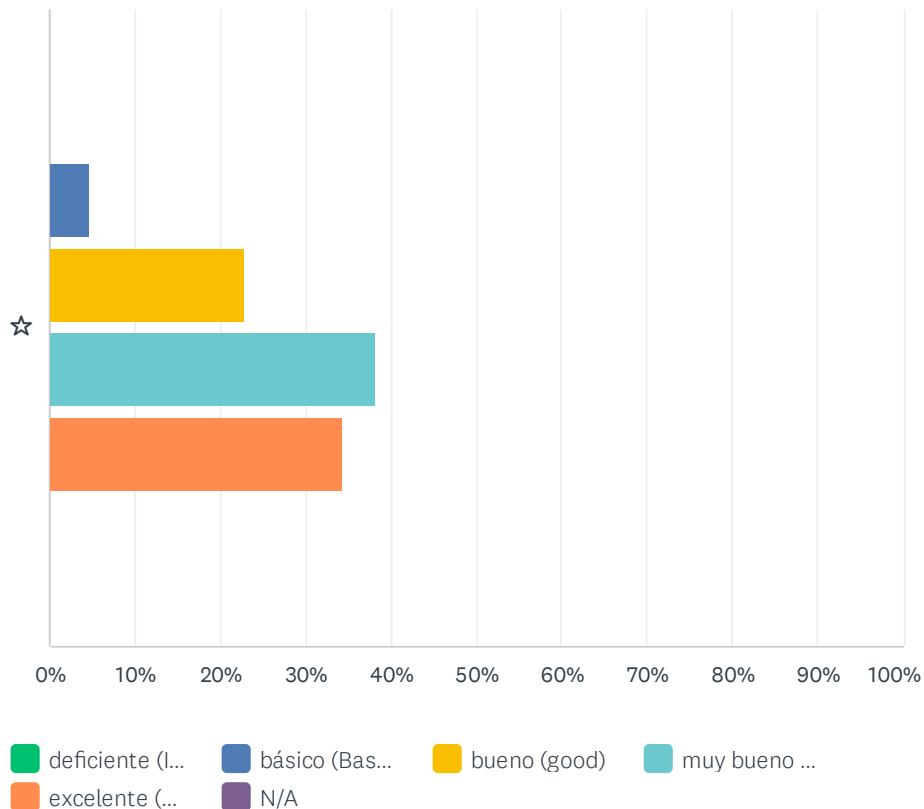


Encuesta de ex alumnos 2016-2022 /Survey for alumni 2016-2022

ANSWER CHOICES	RESPONSES	
Libros de Texto (Textbooks)	39.05%	41
Amistad con compañeros de clase (Friendship with classmates)	64.76%	68
Relación y mentoría con profesores y staff (Relationship and mentorship with faculty and staff)	58.10%	61
Ministerio Practico (Practical Ministry)	34.29%	36
Capillas (Chapel)	13.33%	14
Conferencias (Conferences)	21.90%	23
Viajes Misioneros (Mission Trips)	46.67%	49
Vida Multicultural en el campus (Multicultural campus Life)	40.00%	42
Disciplina de horarios de vida y estudio (Discipline of Study and Life)	37.14%	39
Total Respondents: 105		

Q8 Califica de 1 a 5 el nivel de preparación que tuviste en Rio Grande para tu ministerio. How would you rate the level of preparación for Ministry you received ar Rio Grande? 1 estrella (1 star) deficiente (insuficiente) 2 estrellas (2 Stars) básico (basic) 3 estrellas (3 stars) bueno (good) 4 estrellas (4 stars) muy bueno (very good) 5 estrellas (5 stars) excelente (excellent)

Answered: 105 Skipped: 0



	DEFICIENTE (INSUFICIENT)	BÁSICO (BASIC)	BUENO (GOOD)	MUY BUENO (VERY GOOD)	EXCELENTE (EXCELLENT)	N/A	TOTAL	WEIGHTED AVERAGE
☆	0.00% 0	4.76% 5	22.86% 24	38.10% 40	34.29% 36	0.00% 0	105	4.02